

NOTE:

Pavex Parquet SRL reserves the right to modify, add or replace any content of this catalog at any moment it considers necessary without any prior notification.

All the products images used in this catalog has been CAD created to allow us to present an entire range of options for the medallion patterns.

For a closer-to-reality visualization of the content of this catalog it is extremely important to have a good colors setup of your PC screen.

© Pavex Parquet SRL. All rights reserved.

The content of this catalog is the property of Pavex Parquet. No part of this catalog should be reproduced and or published without owner's consent.

The GEOMETRICAL COLLECTION of Hardwood Floor Border Inlays

Catalogo Bordure Parquet - **GEOMETRICA 1**

Catalogue Bordures Parquet - **GEOMETRICA 1**

Parkett Bordüren - Die erste **Geometrische** Kollektion

Catalogus - **Geometrica** Parketranden Collectie 1

GEOMETRICA I – Bordür marküteri kataloğu

Catalog Borduri Parchet cu Intarsie - **GEOMETRICA 1**

Bordur-katalógus **GEOMETRICA 1**

Katalog Bordur s Intarzií - **Geometrica 1**

Catálogo cenefas **GEOMETRICA 1**

Katalog listband intarsia - **GEOMETRICA 1**

Katalog Bordiury Kolekcja **Geometryczna 1**

Catalogo Bandas Decorativos Parquet - **GEOMETRICA 1**

Каталог бордюри Фризис интарзия – **Геометрична 1**

كتالوج الحواف "الميداليات" المطعمة جوميتريكا **GEOMETRICA 1**

Κατάλογος Μπορντουρών με τέχνη Μαρκετέρι - **GEOMETRICA 1**

The 1st GEOMETRICA Collection

The 1st GEOMETRICA COLLECTION is the initial collection we have entered the market with during the year 2003 and it is composed of 10 border patterns.

Each of the 10 patterns are available within a few wood specie combinations. These combinations are not exhaustive. The customer can demand changes or substitutions to fit the desired project. These hardwood floor border inlays (or parquet borders) can be independently installed with hardwood flooring or parquet flooring. *Herringbone, Basketweave, Chevrons, English* well known parquet flooring layouts or parquet panels with different designs can be complemented with borders.

The *role of the border* is to *separate two different arrangements* within the same floor unit. The standard manufacturing thickness is 10 mm but other thicknesses can also be manufactured. The borders are delivered square-edge unfinished.

Craftsmanship

Every product we manufacture, is created with the aim of enhancing the wood floor it complements. *In aesthetic and in value.*

To achieve this goal, the wood components part of each border or medallion, travel through a number of processing stages, where they are carefully transformed to fit in the final pattern.

Once ready, each piece of wood takes its place in the larger assembly a parquet decoration is composed of. All this being hand done by an artisan.

Made to order

All of the decorative parquetry produced by us is made-to-order *nothing being available "on stock"*.

Purchasing a product this type which complements a house's parquetry and last for 100 years and go through a few restorations during its life deserves waiting additional days for manufacturing.

The manufacturing time depends on the complexity of the pattern and of course on the size of the order.

GREEK KEY

10x140mm | 3/8-3/4x5 1/2 in.



GB 1.1 Oak & Amazakoue



GB 1.2 Amazakoue & Oak



GB 1.3 Oak & Sapele



GB 1.4 Sapele & Oak



GB 1.5 Oak & Wenge

GREEK KEY

10x140mm | 3/8-3/4x5 1/2 in.



GB 1.6 Wenge & Oak



GB 1.7 Oak & American Black Walnut



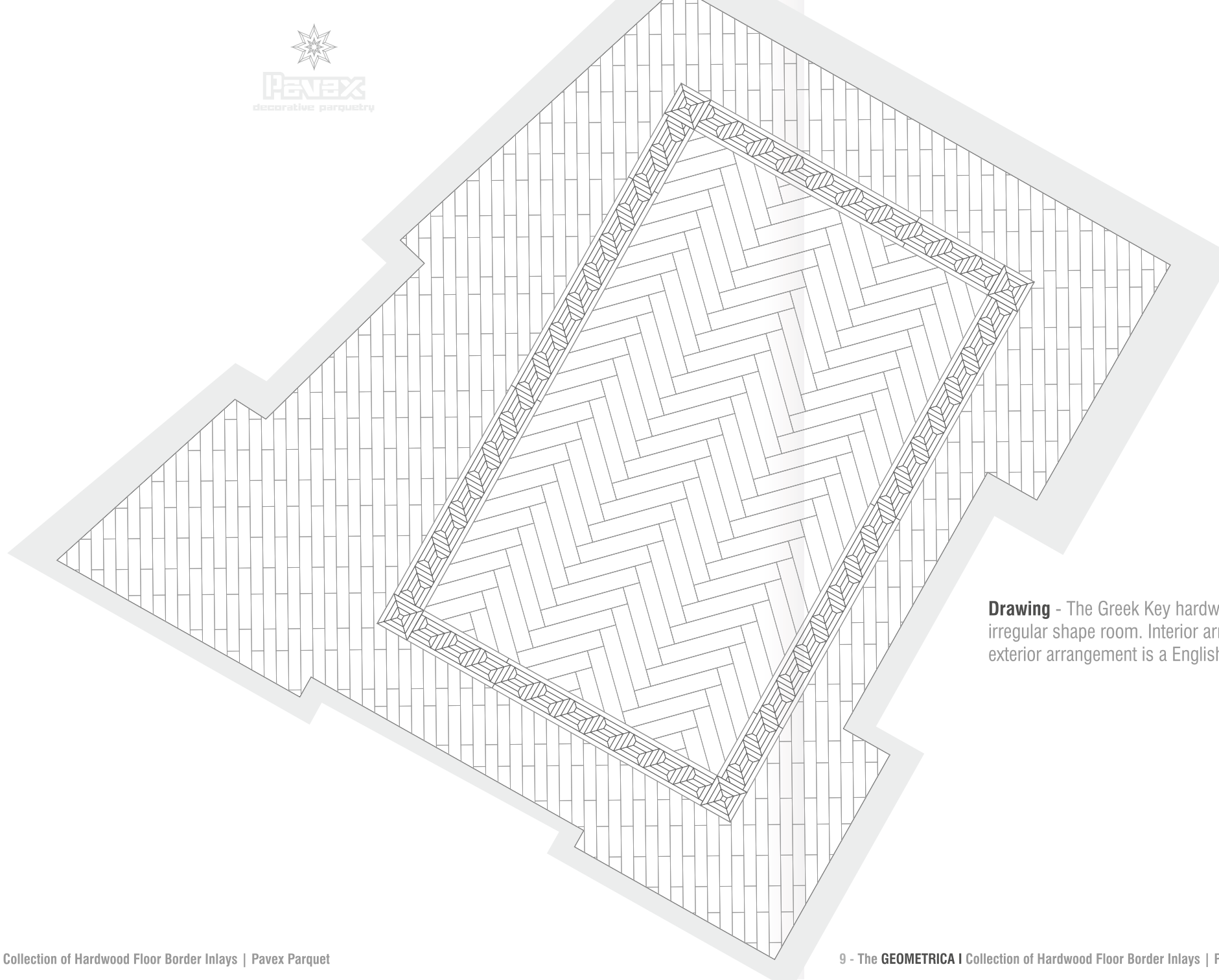
GB 1.8 American Black Walnut & Oak



GB 1.9 American Black Walnut & Sapele



GB 1.10 American Black Walnut & Wenge



Drawing - The Greek Key hardwood border inlay installed in a small irregular shape room. Interior arrangement is a Herringbone, exterior arrangement is a English layout.



GREEK KEY - images showing variants of the border inlay installed with a Oak Herringbone parquet layout.



GREEK KEY DE

Double Edge - 10x175mm | 3/8-3/4x7 in.



GB 1.11 Amazakoue & Oak



GB 1.12 Sapele & Oak



GB 1.13 American Black Walnut & Oak



GB 1.14 Wenge & Oak

GREEK KEY DE


Double Edge - 10x175mm | 3/8-3/4x7 in.



GB 1.16 Wenge & Amazakoue



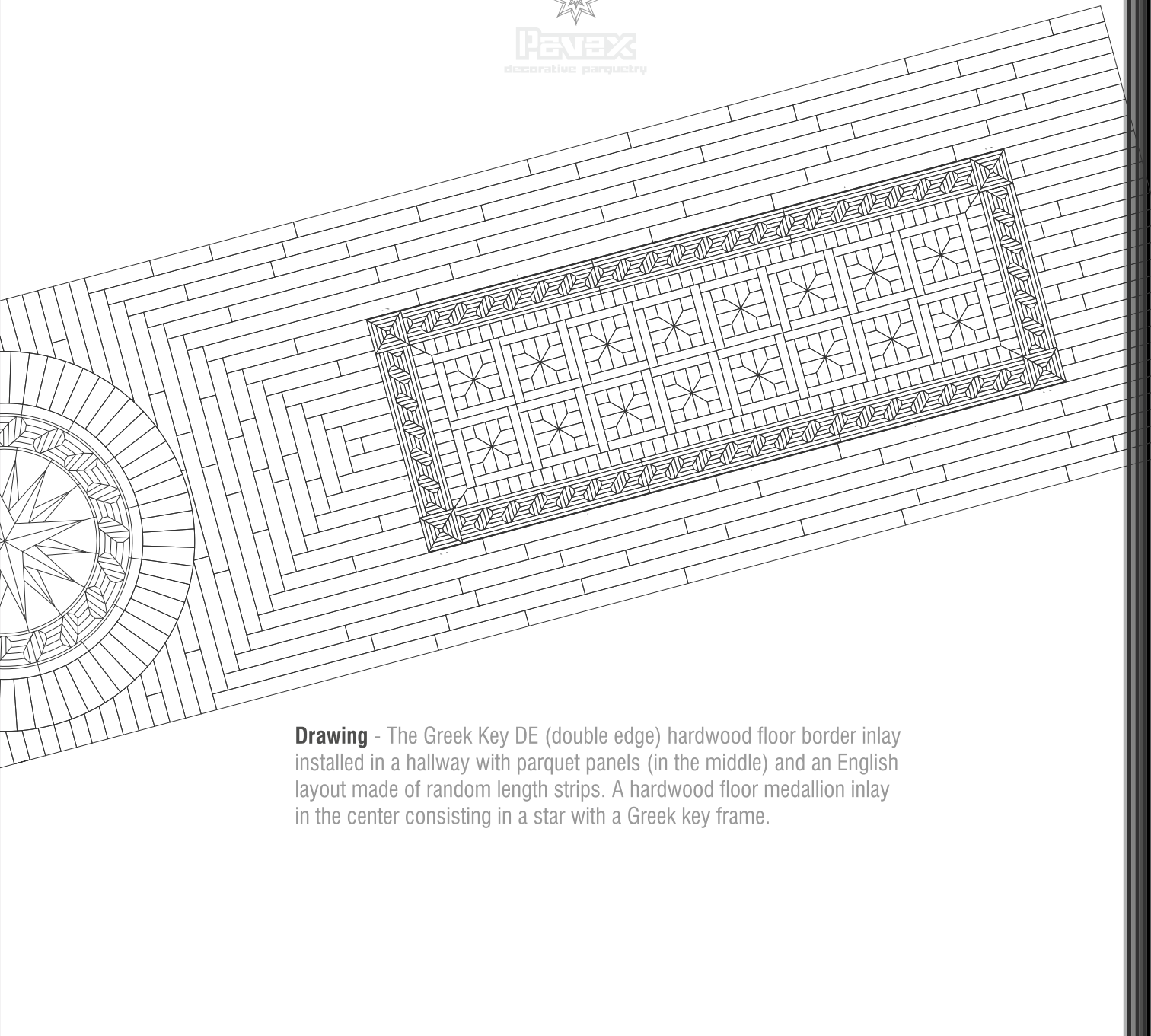
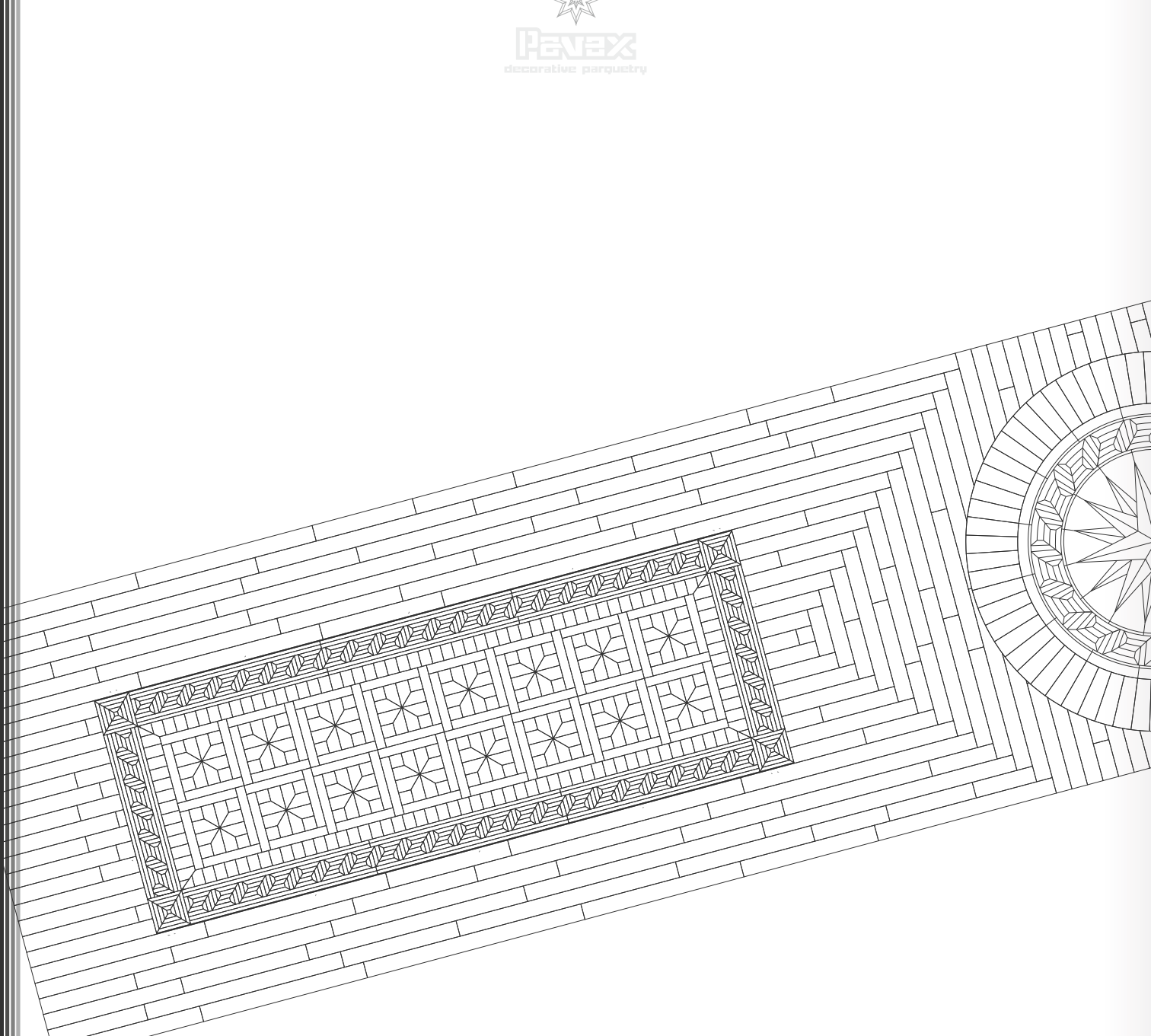
GB 1.17 Amazakoue & Wenge



GB 1.18 Amazakoue & Sapele



GB 1.19 Sapele & Amazakoue



Drawing - The Greek Key DE (double edge) hardwood floor border inlay installed in a hallway with parquet panels (in the middle) and an English layout made of random length strips. A hardwood floor medallion inlay in the center consisting in a star with a Greek key frame.



GREEK KEY DE (double edge) - images featuring the border installed with Oak parquet flooring.

GREEK KEY RDE

Reverse Double Edge - 10x175mm | 3/8-3/4x7 in.



GB 1.20 Amazakoue & Oak



GB 1.21+GB 1.22 Sapele/Jatoba & Oak



GB 1.23 American Black Walnut & Oak



GB 1.24 Wenge & Oak

GREEK KEY RDE 2

Reverse Double Edge 2 - 10x175mm | 3/8-3/4x7 in.



GB 1.25 Oak & Amazakoue

New



GB 1.26 Oak & Sapele

New



GB 1.27 Oak & American Black Walnut

New



GB 1.28 Oak & Wenge

New

GRILL

10x110mm | 3/8-3/4x4 1/3 in.



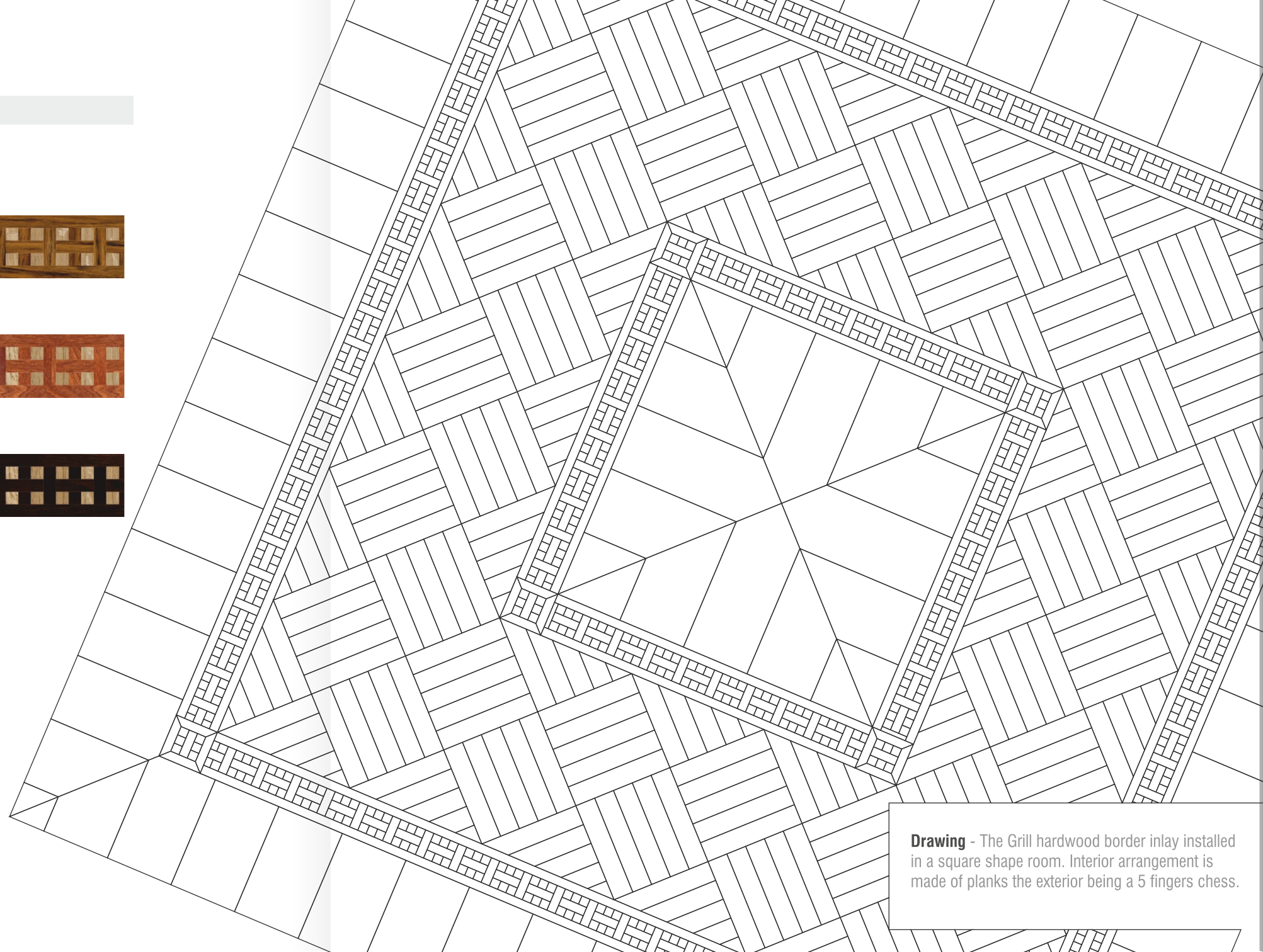
GB 2.1+GB 2.5 Amazakoue/American Black Walnut & Oak



GB 2.2+GB 2.3 Jatoba/Sapele & Oak



GB 2.4 Wenge & Oak



Drawing - The Grill hardwood border inlay installed in a square shape room. Interior arrangement is made of planks the exterior being a 5 fingers chess.



GRILL - images with the Chain border installed with a parquet flooring Herringbone layout.

CHAIN

10x110mm | 3/8-3/4x4 1/3 in.



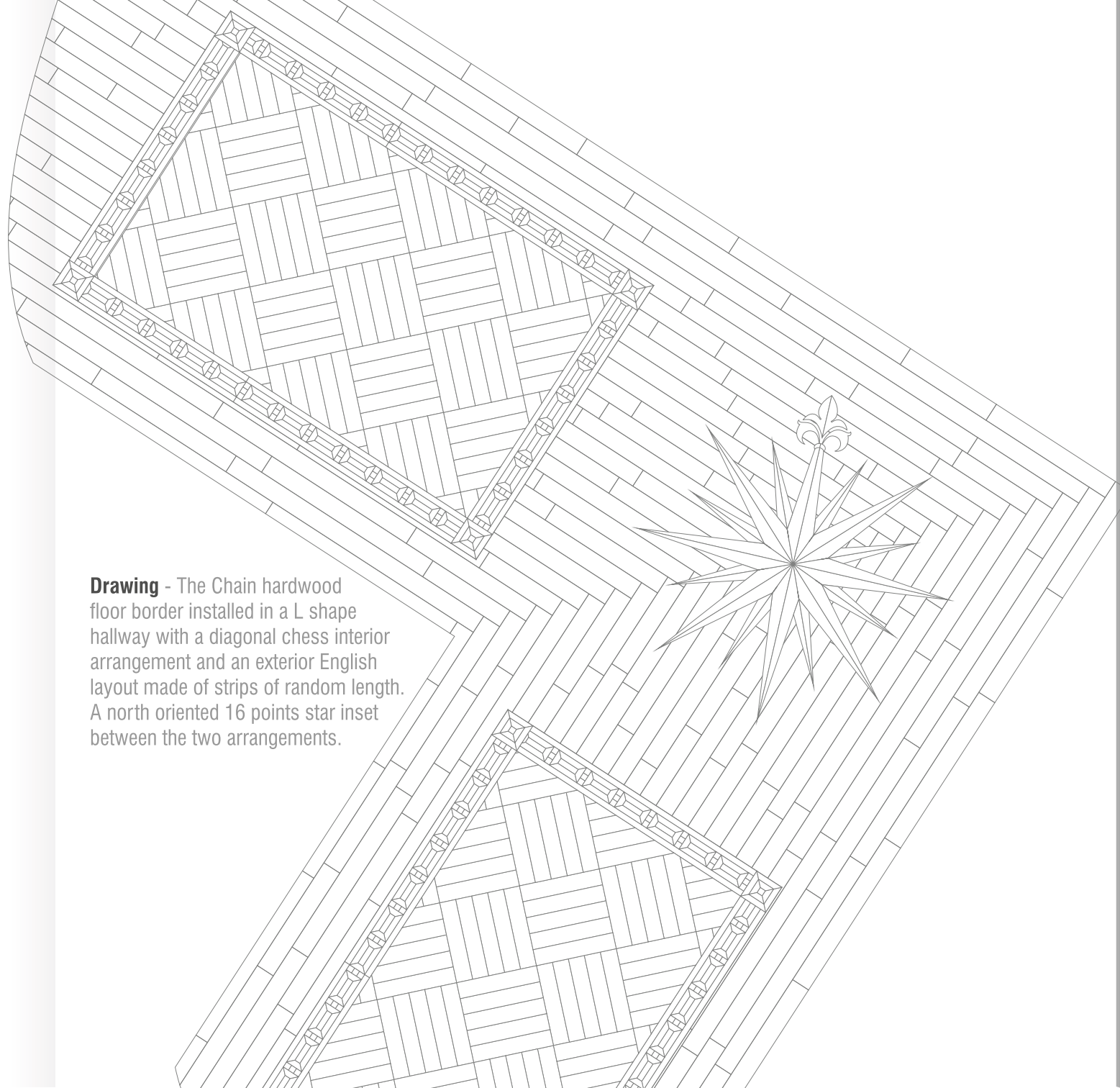
GB 3.1+GB 3.5 Amazakoue/American Black Walnut & Oak



GB 3.2+GB 3.3 Jatoba/Sapele & Oak



GB 3.4 Wenge & Oak



Drawing - The Chain hardwood floor border installed in a L shape hallway with a diagonal chess interior arrangement and an exterior English layout made of strips of random length. A north oriented 16 points star inset between the two arrangements.



CHAIN - images above with the Chain border installed with a parquet flooring Herringbone layout.



INFINITY

10x63mm | 3/8-3/4x2 1/4 in.



GB 4.1 Oak, Jatoba & Wenge (frame)




GB 4.2 Amazakoue, Jatoba & Oak (frame)



GB 4.3 Jatoba, Sycamore & Amazakoue (frame)



GB 4.4 Wenge, Jatoba/Sapele & Oak (frame)

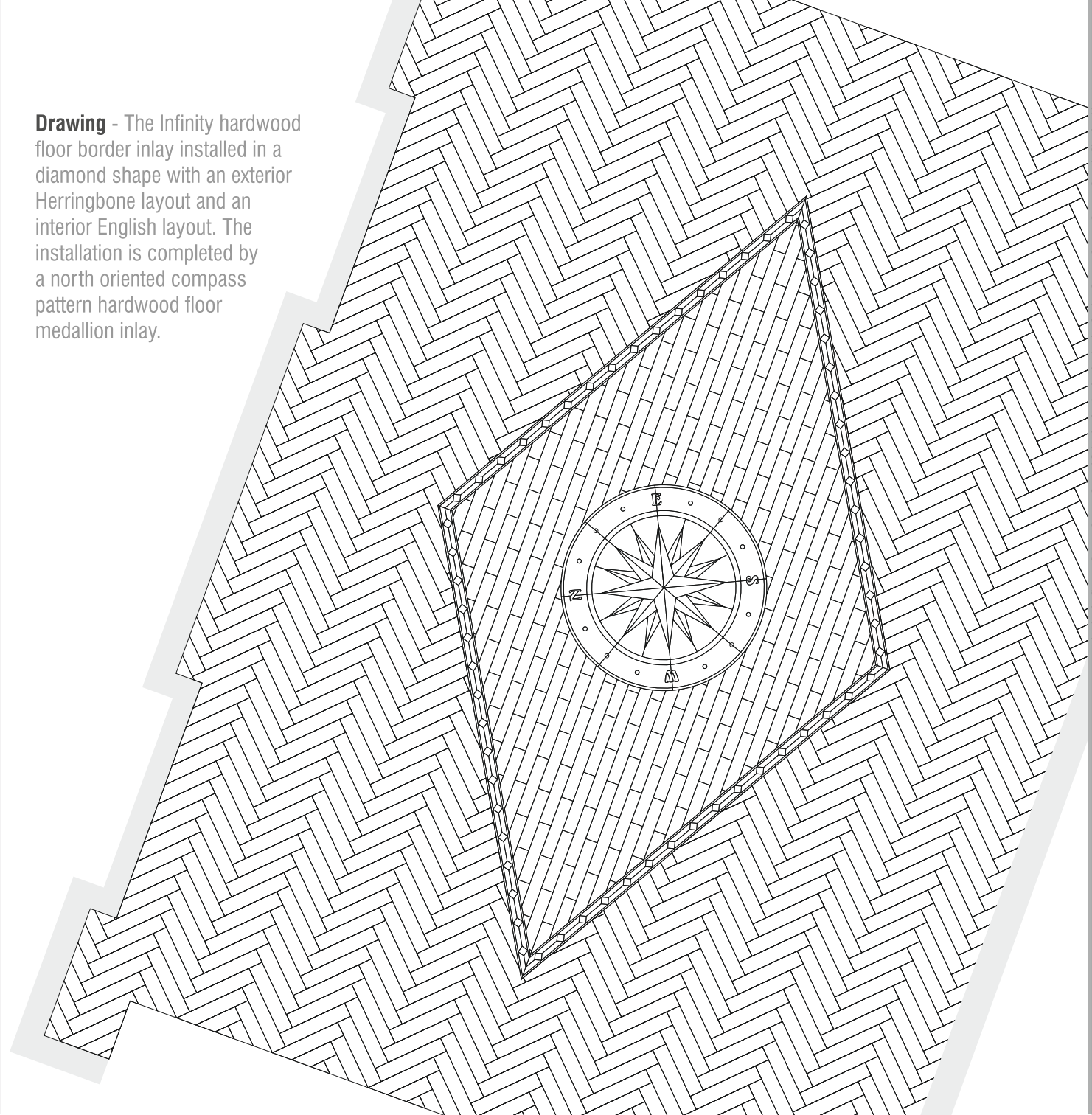


GB 4.5 Jatoba/Sapele, Wenge & Oak (frame)



GB 4.6 Sycamore, Jatoba/Sapele & Amazakoue (frame)

Drawing - The Infinity hardwood floor border inlay installed in a diamond shape with an exterior Herringbone layout and an interior English layout. The installation is completed by a north oriented compass pattern hardwood floor medallion inlay.



INFINITY - images of the Infinity border installed with basketweave parquet flooring layout in United Kingdom.



INFINITY - image of the Infinity pattern at a studio photo session back in 2006.



SIMPLICITY

10x140mm | 3/8-3/4x5 1/2 in.



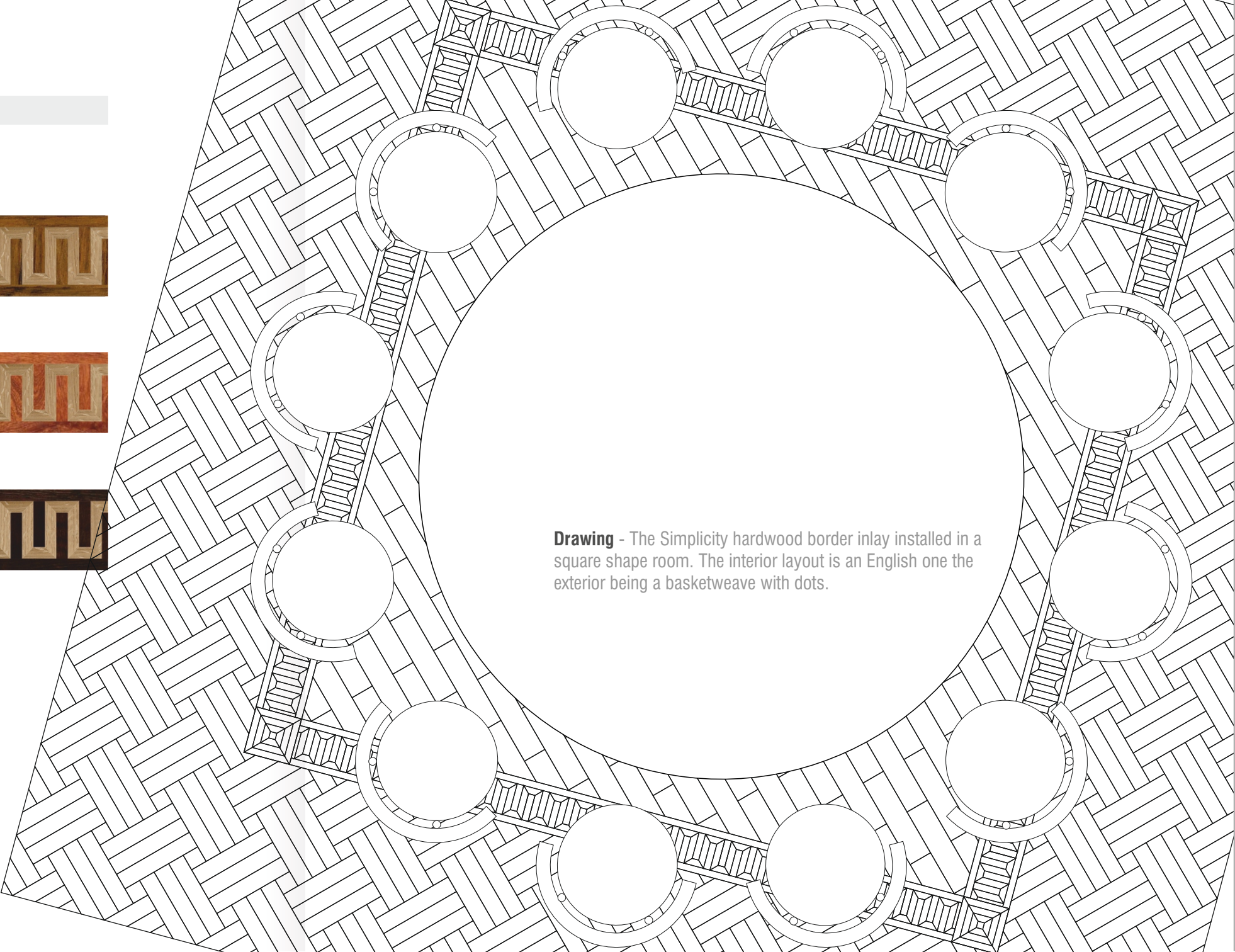
GB 5.1+GB 5.5 Amazakoue/American Black Walnut & Oak



GB 5.2+GB 5.3 Jatoba/Sapele & Oak



GB 5.4 Wenge & Oak



Drawing - The Simplicity hardwood border inlay installed in a square shape room. The interior layout is an English one the exterior being a basketweave with dots.



SIMPLICITY - images of the Simplicity border pattern installed with a Oak parquet flooring layout.

VICTORIAN I

10x175mm | 3/8-3/4x7 in.



GB 6.1+GB 6.2 Amazakoue/American Black Walnut, Oak & Sycamore (corner)



GB 6.1.2+GB 6.2.2



GB 6.1+GB 6.2- star corner Amazakoue/American Black Walnut, Oak & Sycamore (corner)

VICTORIAN II

10x175mm | 3/8-3/4x7 in.



GB 6.3 Amazakoue (frame), Jatoba, Oak & Sycamore (corner)



GB 6.3.2



GB 6.3 - star corner Amazakoue (frame), Jatoba, Oak & Sycamore (corner)

VICTORIAN II

10x175mm | 3/8-3/4x7 in.



GB 6.4 Wenge (frame), Jatoba & Sycamore



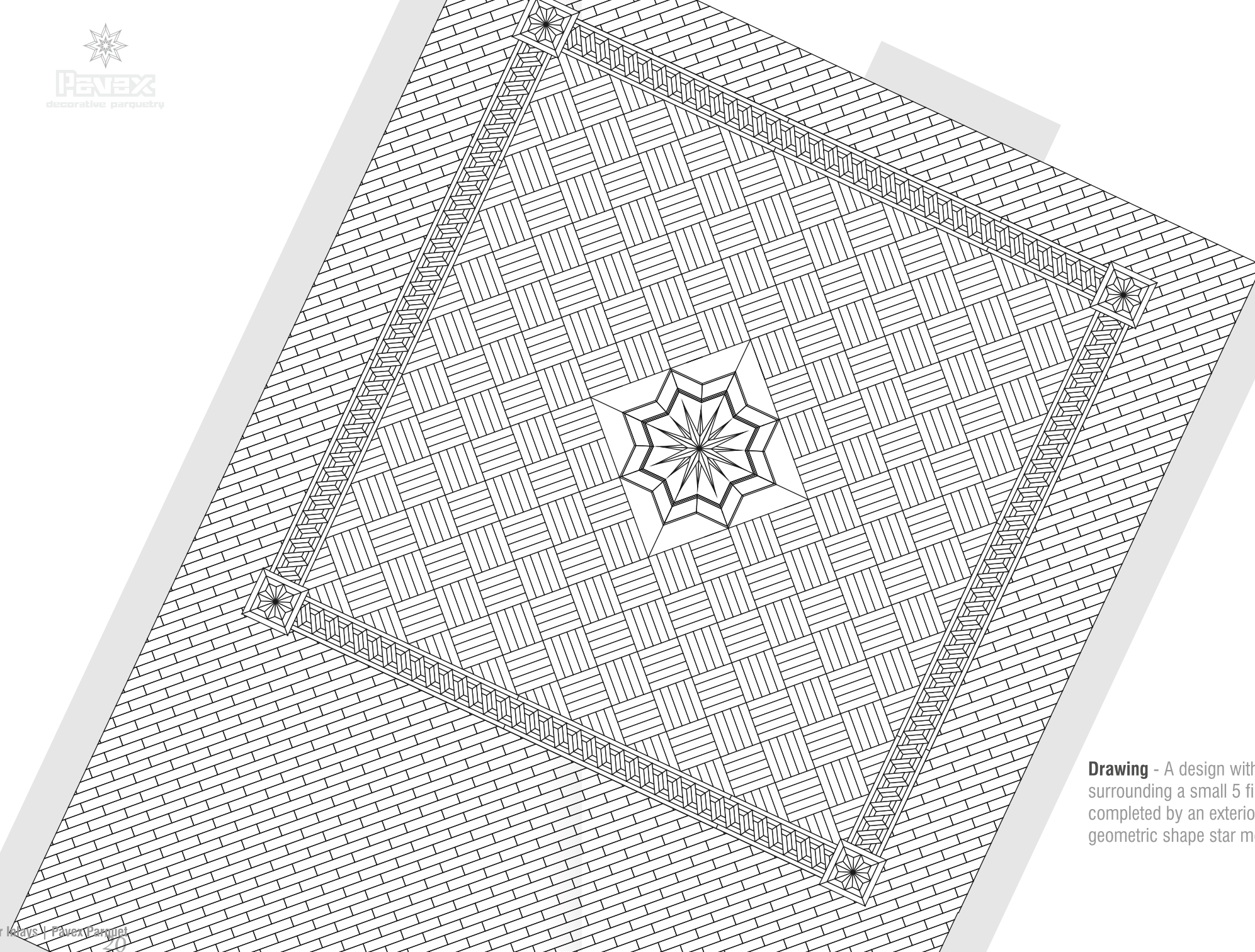
GB 6.4 - star corner Wenge (frame), Jatoba & Sycamore



GB 6.5 American Black Walnut (frame), Jatoba & Sycamore



GB 6.5 - star corner American Black Walnut (frame), Jatoba & Sycamore



Drawing - A design with a Victorian border inlay surrounding a small 5 fingers chess layout completed by an exterior English layout. A geometric shape star medallion in the middle.



VICTORIAN I - image showing the border installed (right) and a closeview image selection (left).



VICTORIAN II - images showing closeviews of the border.

WEAVER LINES

10x175mm | 3/8-3/4x7 in.



GB 7.1+GB 7.3 Amazakoue/American Black Walnut, Oak & Sycamore (corner)



GB 7.1.2+GB 7.3.2



GB 7.2 Amazakoue, Oak, Jatoba & Sycamore



GB 7.2.2



GB 7.4 Amazakoue, Sycamore & Jatoba



GB 7.5 Amazakoue, Wenge, Oak & Sycamore

WEAVER LINES HR

10x175mm | 3/8-3/4x7 in.



GB 7.6 Wenge (frame), Oak & Jatoba



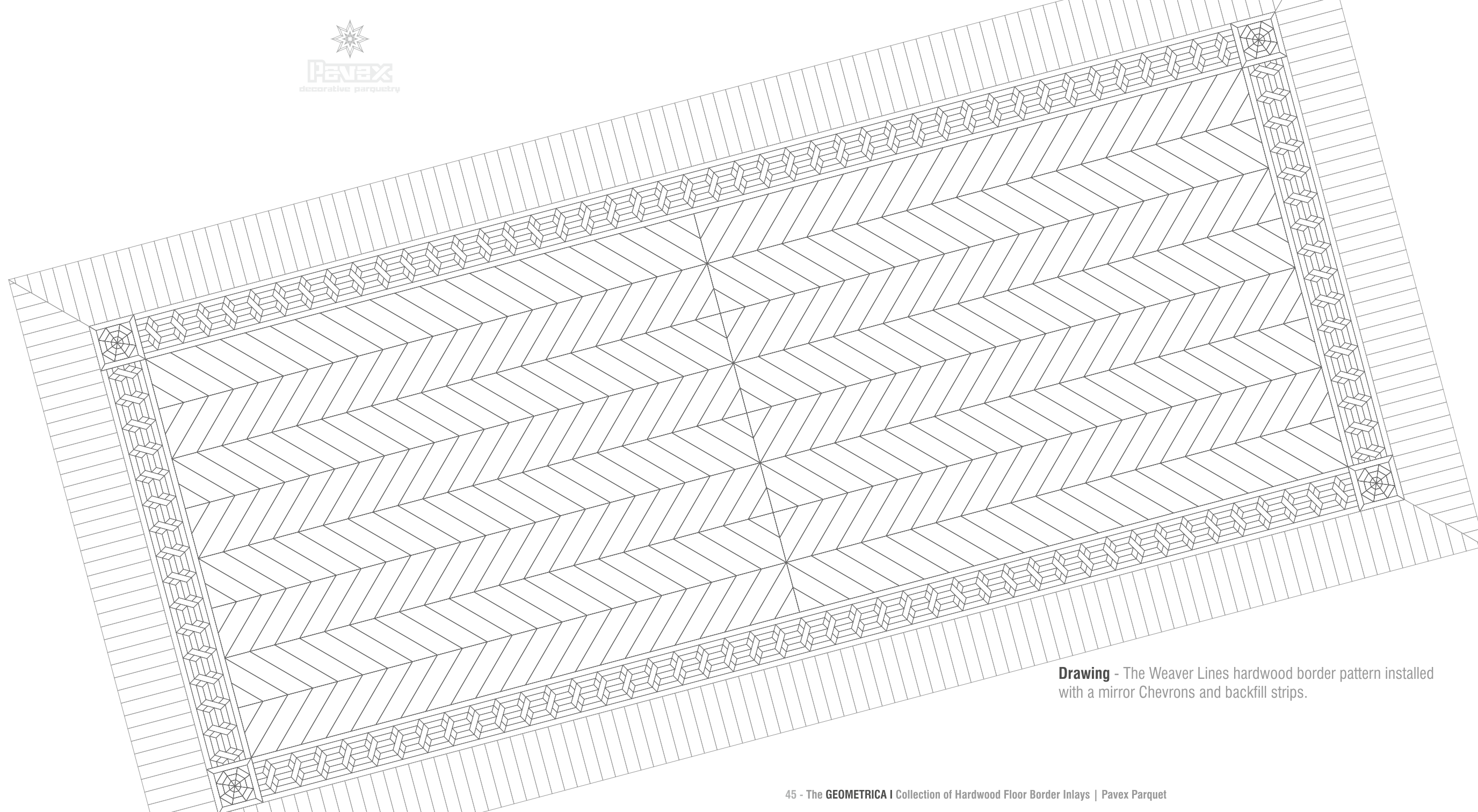
GB 7.7 Amazakoue (frame), Sycamore, Jatoba & Oak



GB 7.8 Oak (frame+interior), Sycamore, Jatoba & Wenge



GB 7.9 Jatoba/Sapele (frame+interior), Sycamore, Oak & Wenge



Drawing - The Weaver Lines hardwood border pattern installed with a mirror Chevrone and backfill strips.



WEAVER LINES - images showing the border installed with a Oak parquet flooring layout.

CHATEAU

10x400mm | 3/8-3/4x16 in.



GB 8.1 Amazakoue & Oak

CHATEAU

10x400mm | 3/8-3/4x16 in.



GB 8.2 Jatoba/Sapele & Oak

CHATEAU

10x400mm | 3/8-3/4x16 in.




GB 8.3 Wenge & Oak

CHATEAU

10x400mm | 3/8-3/4x16 in.



GB 8.4 American Black Walnut & Oak



Drawing - The Chateau hardwood floor border inlay in an installation with diamond panels in the middle surrounded by a backfill strip demarcation area. The exterior backfill strip is made of wide planks.

CHATEAU - a closeview image of the Chateau border pattern.



CHATEAU - images showing the border pattern installed with a Herringbone layout.



CARNEVALE

10x90mm | 3/8-3/4x3 1/2 in.

GB 9.1 Oak, Wenge & Jatoba (frame+interior)



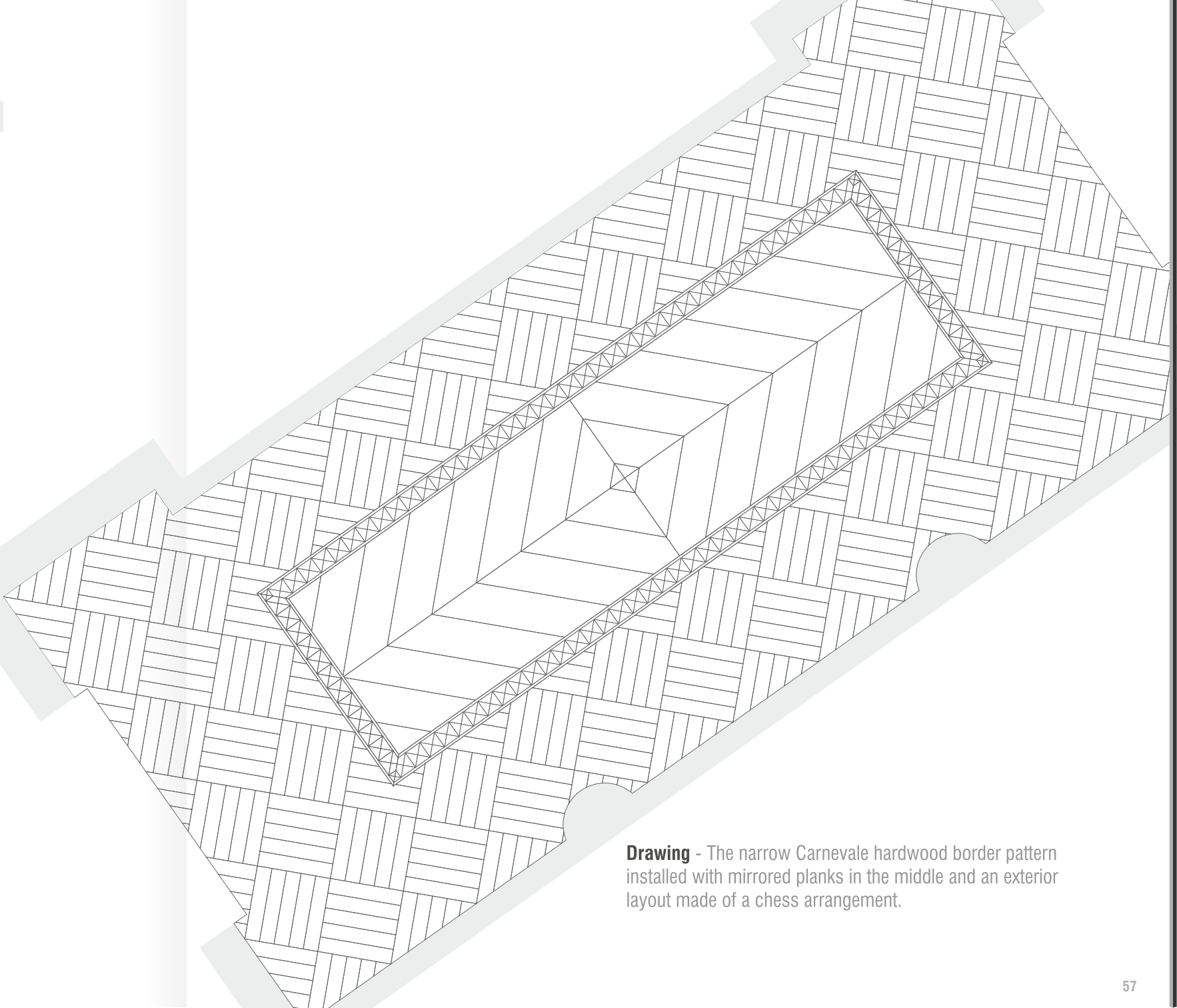
GB 9.2 Amazakoue (frame+interior), Jatoba, Wenge & Sycamore



GB 9.3 Oak & Jatoba




GB 9.4 Oak (frame+interior), Wenge & Jatoba



Drawing - The narrow Carnevale hardwood border pattern installed with mirrored planks in the middle and an exterior layout made of a chess arrangement.



CARNEVALE - image of the Carnevale border pattern installed with a Oak parquet flooring layout.



CARNEVALE - the border made in a combination of two wood specie and installed with Chevrons.

PALAZZO

10x130mm | 3/8-3/4x5 1/5 in.

GB 10.1 Jatoba (frame+interior), Wenge & Oak



GB 10.2 Jatoba (frame+interior), Wenge, Oak, Sycamore & Amazakoue



GB 10.3 Amazakoue (frame+background), Wenge, Jatoba, Oak & Sycamore



GB 10.4 Jatoba (frame+background), Wenge, Amazakoue, Oak & Sycamore



GB 10.5 Wenge (frame+background), Jatoba, Amazakoue, Oak & Sycamore



PALAZZO

10x130mm | 3/8-3/4x5 1/5 in.

GB 10.6 Oak (frame), Wenge (background) & American Black Walnut/Amazakoue

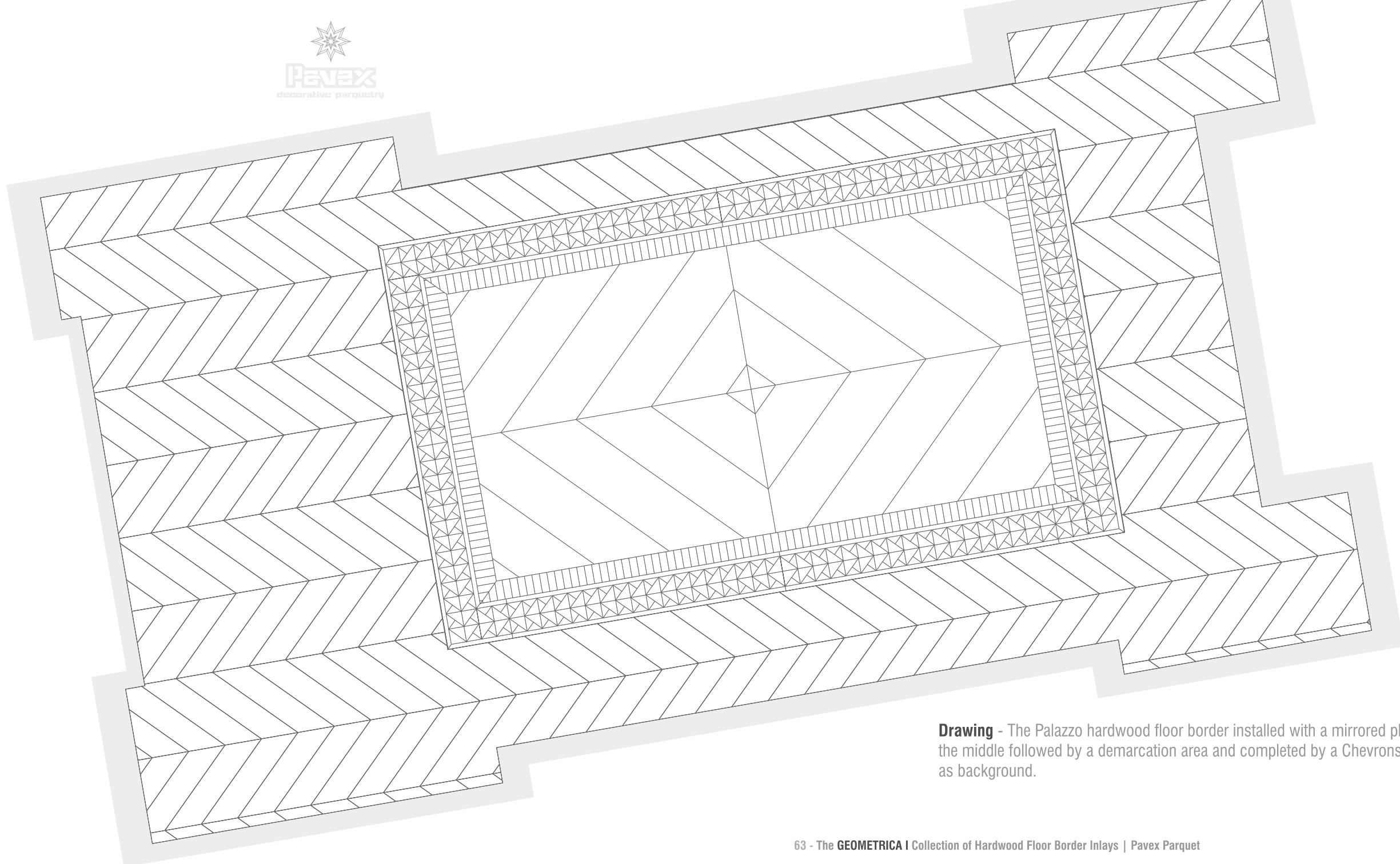


GB 10.7 Oak (frame+interior) & Wenge (background)



GB 10.8 Oak (frame+interior), Amazakoue (background) & Wenge





Drawing - The Palazzo hardwood floor border installed with a mirrored planks in the middle followed by a demarcation area and completed by a Chevrons arrangement as background.



PALAZZO - a three wood specie combination the Palazzo is presented installed with a Herringbone layout.



THE WOOD SPECIES




SYCAMORE

Acer Pseudoplatanus
Other Names: Great Maple, Scottish Maple,
Distribution: central and Eastern Europe to southwestern Asia
General Characteristics:A wood with a white color and a silky lustre.
Durability: Weak* - (*-makes reference to wood durability when exposed to rooting in wet environments)




OAK (European)

Quercus Robur
Used Names: European Oak, English Brown Oak, Rovere, Quercia, Chene, Eicke, Eik;
Distribution: Europe, parts of West Asia, and Northern Africa. European Oak has also been imported to parts of the US and Canada.
Durability: The heartwood is naturally resistant to decay however logs and green wood may be susceptible to several boring beetle species.
Stability: Seasoned wood have moderate movement during usage.




SAPELE/SAPELLI

Entandrophragma Cylindricum
Other names: Aboudikro, Libuyu, Muyovu, Sapelli, Penkwa, Sapelli
Distribution: Central, West East Africa rain forests, Nigeria, Cameroon, Ivory Coast, Ghana, Zaire, Uganda and Tanzania.
General Characteristics: The heartwood is pink when freshly cut, but it matures to a medium to dark red-brown. Fine grain and moderately interlocked or wavy. The texture is fine and the luster is high and golden.
Durability: Sapele is durable with a moderate dimensional stability.
Uses: Fflooring, furniture, turnery, paneling, decorative plywood, cabinets.




JATOBA (Brazilian Cherry)

Hymenaea courbaril - Courbaril
Other Common Names: Cuapinol, Guapinol (Mexico), Guapinol (Central America), Locust, Kawanari (Guyana), Rode lokus (Surinam), Algarrobo (Spanish America), Jatahy, Jatoba (Brazil).
Distribution: Southern Mexico, throughout Central America and the West Indies to northern Brazil, Bolivia and Peru.
Durability: very resistant to brown-rot and white-rot fungi; the wood is rated as very durable. Heartwood is also rated very resistant to dry-wood termites.
Uses: Tool handles, steam-bent parts, flooring, turnery, furniture and cabinet work, railroad crossties tree-nails, gear cogs, wheel rims, and other specialty items.




AMAZAKOUE/OVENGKOL

Guibourtia ehie - Ovankol - Amazakoue
Other Common Names: Ehie, Anokye (Ghana), Amazoue, Amazakoue (Ivory Coast). Currently being marketed in the United States as "Mozambique."
Distribution: Ivory Coast, Ghana, Southern Nigeria, and Gabon. Prefers closed rain forests and transitional forests, often in small groups.
Durability: Heartwood moderately durable, rarely attacked by termites.
Uses: Fine furniture and cabinetwork, turnery, decorative veneers, flooring. A walnutlike wood.



AMERICAN BLACK WALNUT

Juglans Nigra
Distribution: Eastern United States: from southern Minnesota east to Pennsylvania, New Jersey, New York; south to South Carolina, Georgia, Kansas, Nebraska, South Dakota, Florida, Alabama; west to Texas; north through Oklahoma.
Durability: The walnut is very resistant to heartwood decay being one of the most durable woods.
Uses: Furniture, cabinets, gunstocks, interior paneling, veneers, parquetry, flooring.



WENGÉ

Millettia spp.
Other Common Names: Millettia laurentii; Wenge (Zaire), Awong (Cameroon). Millettia stuhlmannii; Panga Panga, Mpande (Tanzania).
Distribution: Southern regions of Tanzania and Mozambique, found in open forests. Wenge occurs in the Congo region in periodically inundated swampy forests.
Durability: Heartwood is rated as very durable and resistant to termite attack.
Uses: Parquet or strip flooring, joinery, general construction, specialty items.
Wenge is used as a hickory substitute in sporting goods, also for decorative veneer.

Source: USDA Forest Service, Forest Products Laboratory, One Gifford Pinchot Drive, Madison, WI 53705-2398, (608) 231-9200, Excerpt from USDA Document.



Pavex Parquet SRL

11, Traian Str.
Sebes, Alba County
515800 Romania

T/F: +40-258-730.786
e-Mail: pavex.parquet@gmail.com

www.pavexparquet.com